















**BRICKS & PIECES™**

Part Name	Color	Item Number	Design Number	Quantity Needed	Part Picture
Technic 7M Beam	blue	4506043	32524	4	
Technic 3M Beam	blue	4509376	32523	2	
Connector peg W. Friction 3M	blue	4514553	6558	9	
Beam 1x1	gray	6100030	18654	3	
Tube Wdouble 04.85	light gray	4526985	62462	2	
Beam R.Frame 5x11 04.85	light gray	4540797	64178	2	
beam 3M. W/4 SNAPS	gray	4225033	48989	2	
Angular Beam 90Degr. W.4 snaps	gray	4296059	55615	2	
Rim Narrow 018x7 W Hole 04.8	light gray	6044729	13971	4	
Double Cross Block	light gray	4211621	32184	2	
DOUBLE CONICAL WHEEL Z20 1M	tan	6084724	18575	2	
TECHNIC ANG. BEAM 4X2 90 DEG	light gray	4211610	32140	4	
Universal Joint	light gray	4525904	61903	4	
2x1x3 Steering Knuckle Arm	light gray	4563045	33299	1	
cross axle 12M	black	370826	3708	2	






## 8 INTRODUCTION TO PHYSICS AND ENGINEERING

Part Name	Color	Item Number	Design Number	Quantity Needed	Part Picture
Technic Lever 3M	black	4107828	6632	2	
Angle Element, 180 Degrees (2)	black	4107783	32034	2	
Cross Blok 3M	black	4173970	42003	2	
Worm	light gray	4211510	4716	1	
Cross Axle, Extension, 2M	red	4513174	59443	1	
Spool 0 15,83 x 7,99	light gray	4521532	61510	1	
Gear Wheel Z24	gray	6133119	24505	3	
Gear Wheel T=8, M=1	gray	6012451	10928	2	
Toothed Bar M=1, Z=10	light gray	4211450	3743	2	
Gear Wheel 40T	light gray	4285634	3649	2	
Technic Lever 4M	light gray	4211561	32006	2	
TECHNIC ANG. BEAM 3X5 90 DEG.	white	4585040	32526	2	
Cross Axle 3M	light gray	4211815	4519	4	
Plate 1x10	blue	447723	4477	1	
Plate 6x8	blue	303623	3036	2	



**PICK-A-BRICK™**

Part Name	Color	Item Number	Design Number	Quantity Needed	Part Picture
Technic 15M beam	blue	6057799	64871	15	
Technic Brick 1x2, 04.9	red	3700021	3700	2	
Technic Brick 1x2, 04.9	blue	3700023	3700	2	
HUB 011,2 x 7,84	light gray	4211758	42610	1	
Connector peg W. Friction	black	4121715	2780	41	
1/2 bush	light gray	4211573	32123	8	
Connector Peg	light gray	4211807	3673	1	
bush for cross axle	light gray	4211622	6590	14	
Plate 2x4	dark gray	4211065	3020	2	
TECHNIC ANG. BEAM 3X5 90 DEG.	gray	4211713	32526	1	
Cross Axle 4M	black	370526	3705	3	
Cross Axle 6M	black	370626	3706	5	
Cross Axle 8M	black	370726	3707	1	
1 1/2 M Connecting Bush	tan	6013938	32002	4	

10 INTRODUCTION TO PHYSICS AND ENGINEERING

Part Name	Color	Item Number	Design Number	Quantity Needed	Part Picture
Double Conical Wheel Z12 1M	black	4177431	32270	3	
Connector Peg/Cross Axle	tan	4666579	6562	2	
Brick 2x4	red	300121	3001	32	
Brick 2x2	red	300321	3003	2	
Brick 2x8	red	6036408	93888	6	

**NON LEGO® ITEMS**

	Quantity	Part Picture
2 3/16" long wood dowel, 3/4" to 1" in diameter, preferably oak or similarly dense wood	1	
Micro paracord 1.18mm in diameter	64 inches	
3 1/2" x 1/4" rubber band	1	